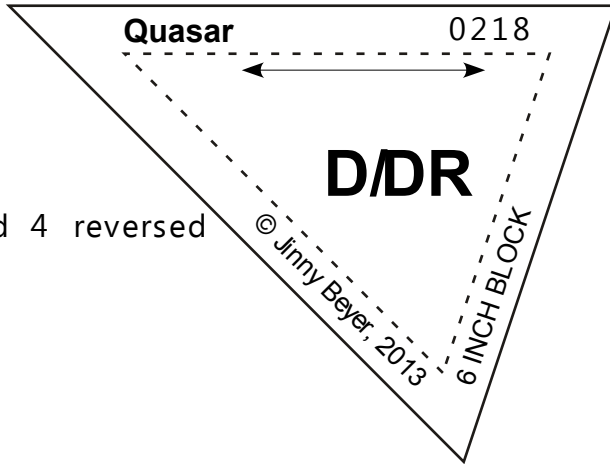
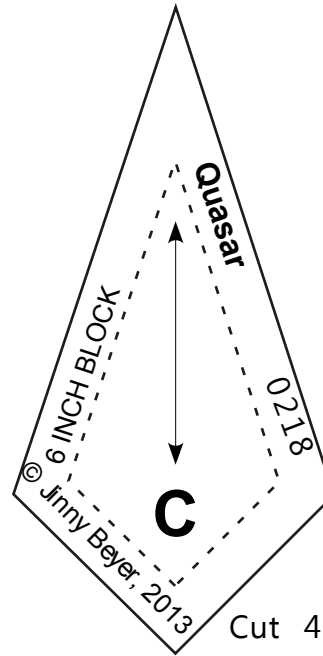


Quasar

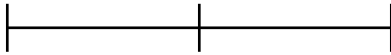
A Quilter's Design Board pattern from
jinnybeyer.com



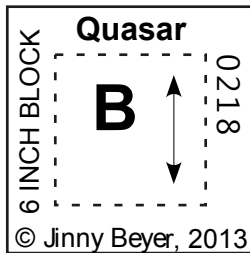
Cut 4 and 4 reversed
 Fabric 6



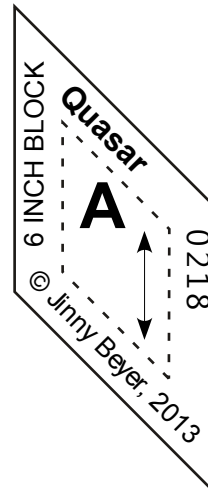
Cut 4-Fabric 5



As drawn, templates should be placed on the right side of the fabric. After printing, check to make sure that the following line is two inches long.



Cut 4-Fabric 1



Cut 8-Fabric 1
 Cut 8-Fabric 2
 Cut 8-Fabric 3
 Cut 8-Fabric 4



JINNY BEYER STUDIO

776F Walker Road • Great Falls, VA 22066

www.jinnybeyer.com • 866.759.7373