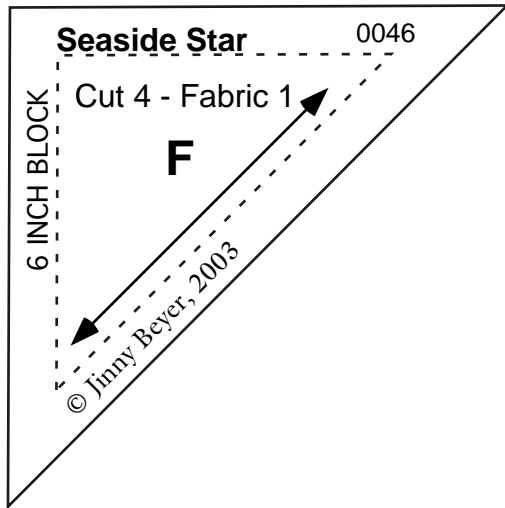
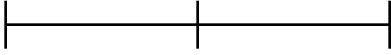


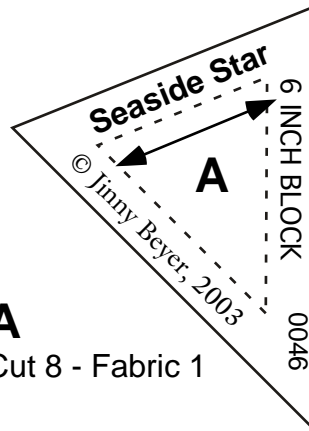
Seaside Star

A **BLOCKaWEEK** pattern from jinybeyer.com

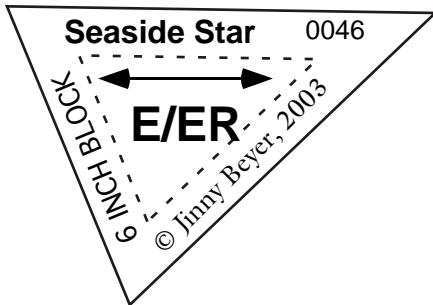
As drawn, templates should be placed on the right side of the fabric.
 After printing, check to make sure that the following line is two inches long.



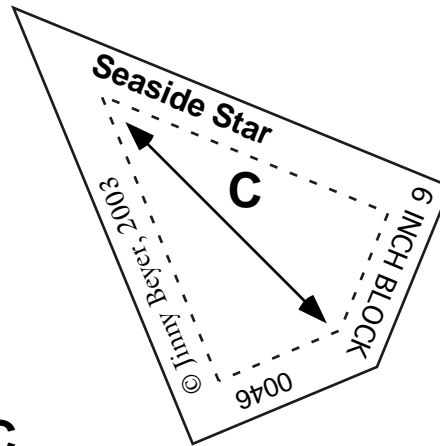
F
 Cut 4 - Fabric 1



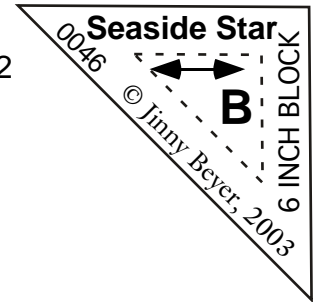
A
 Cut 8 - Fabric 1



E/ER
 Cut 8 - from Fabric 1

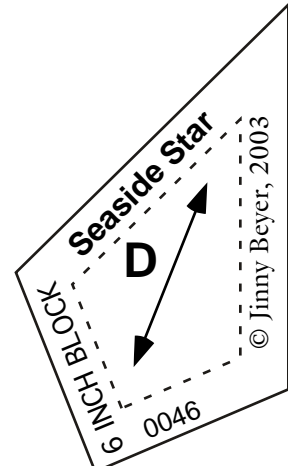


C
 Cut 8 - from Fabric 3



B
 Cut 8 - from Fabric 2

Cut 8 - from Fabric 2



D
 Cut 8 - from Fabric 4

