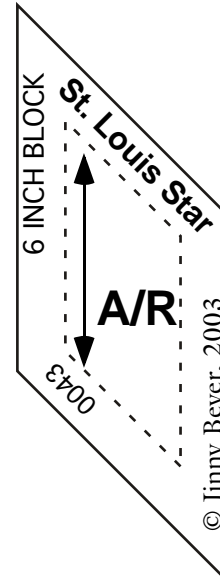
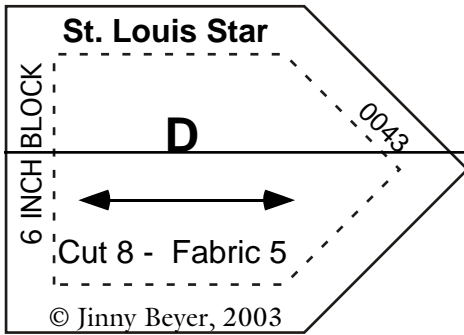


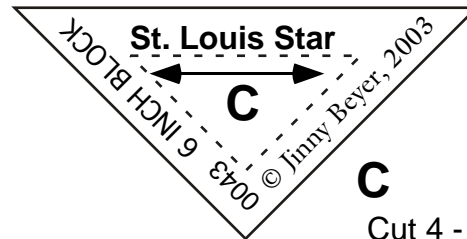
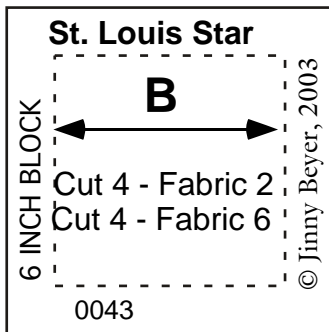
St. Louis Star

A **BLOCKaWEEK** pattern from jinnybeyer.com

As drawn, templates should be placed on the right side of the fabric.
 After printing, check to make sure that the following line is two inches long.



A/R
 Cut 4 - Fabric 1
 Cut 4R - Fabric 1



C
 Cut 4 - Fabric 3
 Cut 8 - Fabric 4

