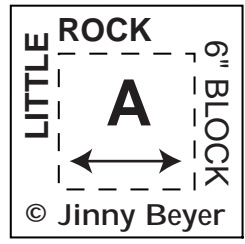
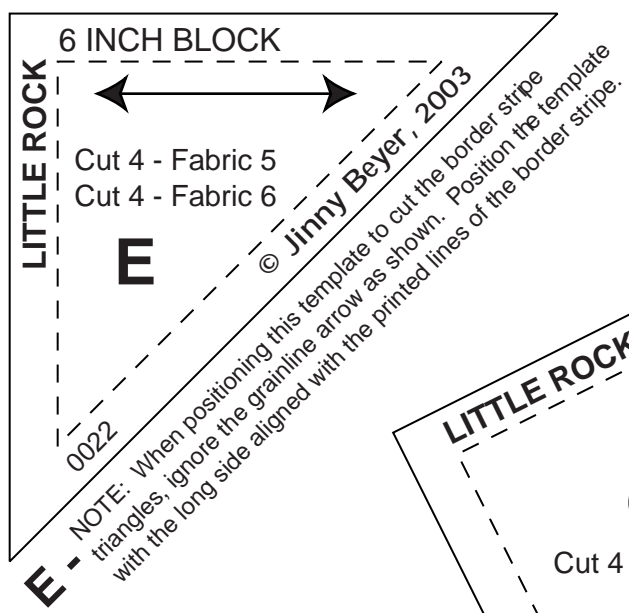


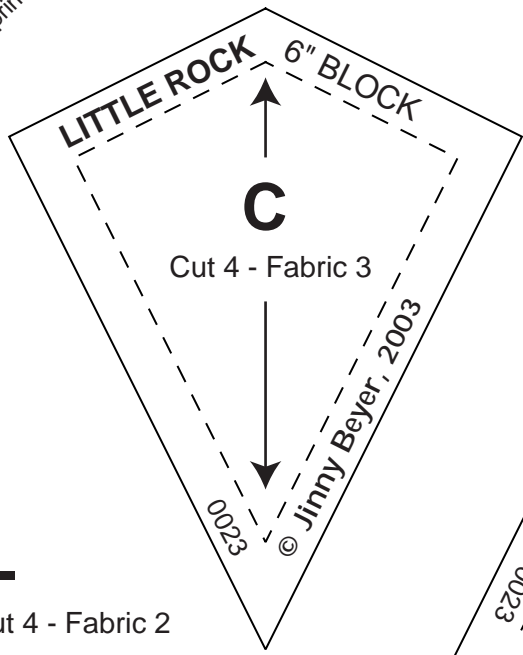
LITTLE ROCK

A BLOCKaWEEK pattern from
www.jinnybeyer.com


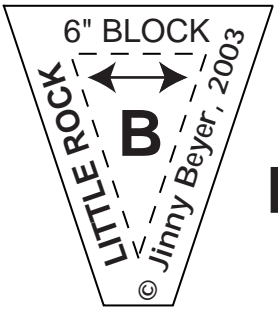
Templates - 6" BLOCK



A -
Cut 1 - Fabric 1



B -
Cut 4 - Fabric 2



As drawn, templates should be placed on the right side of the fabric. Where there is an *R* on the template, it is an indication that the template will be reversed for some pattern pieces. After printing, check to make sure that the following line is two inches long.

